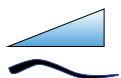


DermaPix® Mobile

The mobile solution to remotely capture and monitor subject data in decentralized clinical trials.

Powered by



QUANTIFICARE

About DermaPix Mobile®

Virtualize your clinical trial with a comprehensive mobile solution to remotely capture and manage subject data.

With DermaPix® Mobile, trial subjects can benefit from a streamlined and secure transmission of photographs, ePRO and eDiary into your clinical trial workflow.



Combining photo/video and ePRO/eDiary in a simple solution for study sites and trial subjects presents several benefits.

Our Benefits



Increased Subject Participation & Data Capture

Our user-friendly application significantly reduces the learning curve and turnaround time on data capture while ensuring optimal results.



Effective oversight and compliance to protocol

Study sites can monitor collected photographs and forms in real-time, allowing for effective oversight of subject data quality and protocol compliance.



A cost and time-effective solution to deploy

Effectively reduces the burden of training for trial subjects and study sites, allowing for quick deployment and reduced lead-time to get your study started.

Photo/Video Capture

Achieve high-quality reproducible photographs in a few simple steps.

DermaPix® Mobile offers a user-friendly photo/video interface enabling trial subjects to capture standardized photographs, securely documenting key anatomical regions.

A variety of configurable tools to help subjects achieve reproducible results, including:



- Baseline image display
- Mask/Graphic overlay
- Quick reference guide

Quick Reference Guide

Clear and concise instructions with graphic illustrations to guide trial subjects and help them achieve the best results.

SHAVE FACIAL HAIR



REMOVE MAKE-UP



HOLD THE PHONE UP
PARALLEL TO YOUR FACE



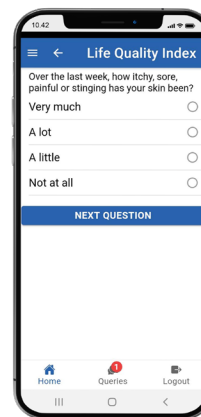
HOLD THE PHONE UP
PARALLEL TO YOUR FACE



ePRO & eDiary

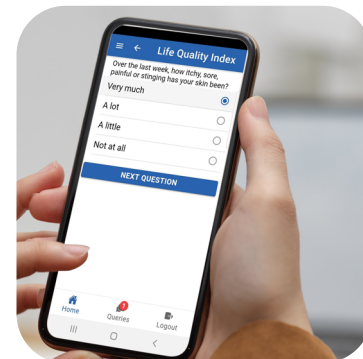
A simple, automated way to streamline data collection and boost subject engagement.

Integrate forms and questionnaires directly into your clinical workflow to ensure complete and timely collection of subject data. Our ePRO/eDiary solution includes:



- Form template design
- Questionnaire logic definition
- Automatic prompts (visit, date, range)
- Manual prompts (by study site)
- Real-time collection & review

Completed forms are available in real-time, allowing more streamlined monitoring activities to help ensure complete and timely delivery of subject data.





Notification/Reminders

Ensure subject participation with programmable notifications & reminders.

Trial subjects are automatically prompted when a photograph or questionnaire is due for completion.



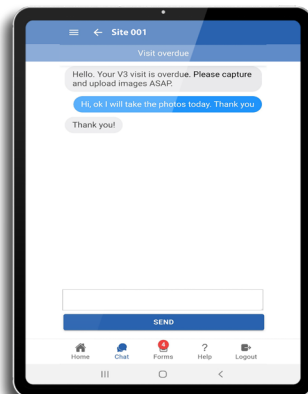
Notifications can be pre-scheduled based on the study schedule of events, specific dates and managed by site monitors.



Live Chat & Query Support

Ensure timely and complete data collection with live monitoring and support capabilities.

The integrated chat system enables real-time query and support between trial subjects and investigative staff.



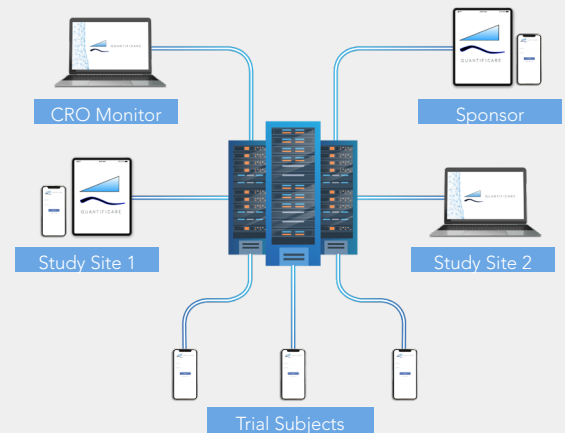
Real-time Data Monitoring

Enable efficient oversight by designated investigative site staff and Sponsor representatives with real-time remote access to collected subject data to:

- Monitor subject compliance to study protocol
- Identify safety/efficacy signals earlier
- Ensure timely clean and lock of study database

DermaPix® Network Server

DermaPix® offers a unified network solution to remotely connect all the key parties involved in your clinical trial.



DermaPix® is a validated system, developed in compliance with FDA HIPAA, 21 CFR Part 11, GDPR regulations.



Our Mission


Our mission is to leverage more than 20 years of experience in subject image data monitoring and mobile technology to help bridge the gap between subjects and investigators providing robust proof of safety and efficacy in decentralized clinical trials.

Our Offer

DermaPix® Mobile is a scalable solution backed by a compliant data management system and supported by a team of qualified project managers who ensure quality assurance requirements are met throughout the duration of your study.

Let us help you with a comprehensive mobile solution tailored to your specific trial requirements.

Services	Virtual Lite	Virtual ePRO	Virtual ePRO & Analysis
Cross-platform	●	●	●
Secure Login	●	●	●
Multi-language	●	●	●
Photo/Video	●	●	●
Photo Guide	●	●	●
Central QA/QC	●	●	●
Live Chat/Query	●	●	●
Notifications	●	●	●
ePro/eCRF		●	●
Central Review			●
Central Analysis			●



QUANTIFICARE

About Us

QuantifiCare is a global imaging CRO specialized in the standardization and management of digital photography in phase I-IV clinical trials. Our expertise spans across various therapeutic areas including Dermatology, Aesthetics, Wound Care and Oncology.

Locations

Americas

EMEA

Asia



Contact Us

Our team is committed to helping you efficiently meet every study objective achieving the most robust study data. Contact us today to build a mobile solution tailored to your specific study requirements.

Now Available
on Android
& iOS



www.quantifiare.com

EUROPE

Phone: (+33) 4 92 91 54 20
Info@quantifiare.com

NORTH AMERICA

Phone: (+1) 888 678 4450
Info.usa@quantifiare.com