


# 3D facial photography to enhance your consultations

LifeViz<sup>®</sup>  
mini

## MAKE YOUR RESULTS MORE VISIBLE AND QUANTIFIABLE

Get a lifelike representation  
of your patients' face.  
Assess baseline and track follow-ups.



## EASY TO USE, EASY TO EXPLAIN, EASY TO SHARE

Obtain reproducible pictures rapidly using our dual beam pointers.  
At the click of a button, get crystal-clear information and images that  
can be shared on social media or your website.

## IMPROVE PATIENT CARE & ROI

### From the first appointment

COMMUNICATE, EDUCATE & REASSURE

3D photography helps you communicate with your patients, to reach joint expectations and to trigger quicker decision-making.

### To the last

CONVERT CONSULTS INTO TREATMENTS

3D photography is a visual guide for new patients. The detailed 3D pictures will clearly show changes, improving their satisfaction and motivating them to consider further procedures.

## STREAMLINE YOUR WORKFLOW

There is no need for a dedicated imaging room thanks to portable 3D acquisition.

## DIFFERENTIATE FROM YOUR PEERS

Stand out from the crowd with the market's most cutting-edge functionalities.

### Suggested use

- Injectables
- Fillers
- Maxillofacial surgery
- Facelift
- Rhinoplasty



**CUSTOMER SUPPORT**  
Global in 14 languages

Integrating the LifeViz<sup>®</sup> into my practice has become a key milestone in my patients' journey. All initial consultations begin with a 3D picture, 3D analysis, and skin assessment. My LifeViz<sup>®</sup> has undoubtedly increased patient satisfaction and loyalty.

Dr Monika Hess Schmid,  
Dermatologist, Switzerland



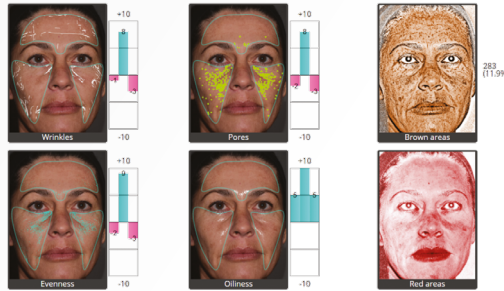
## EVALUATE SKIN QUALITY AND IMPROVE PATIENT EDUCATION



### 3D Skin Analysis

With a single click, offer your patients a personalized skin analysis using multivariate analysis for:

- . Wrinkles
- . Pores
- . Oiliness
- . Evenness
- . Vascularization
- . Pigmentation

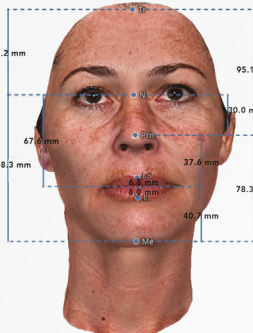
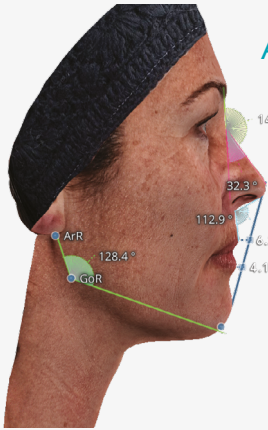


My SkinCare Report



Create your own library of skin care products and make specific recommendations by selecting them in your catalog browser.

## ASSESS FACIAL HARMONY, SIMULATE AND SELECT TREATMENT OPTIONS



### Measurements

Assess facial angles, measurements, heights and widths, and compare to the Golden Ratio.

### Simulation

Reassure your patients and facilitate more comprehensive anti-aging treatments for harmonious outcomes.



## TRACK TREATMENT CHANGES AND IMPROVE PATIENT LOYALTY



### Volume assessment

Visualize and quantify volume changes post-treatment.



### Comparison options

Choose among a variety of comparison options (Slider, Silhouette, Side by Side, Cursor Box) which can be exported as high-quality images or animated videos.



### Lifting

Evaluate and quantify skin tightening and lifting in 3D.

Notes \_\_\_\_\_  
\_\_\_\_\_  
\_\_\_\_\_  
\_\_\_\_\_

CONTACT US:

QUANTIFICARE.COM



QUANTIFICARE